


Thermoplastic Hoses





pag. 76	ZETAFLEX
pag. 76	ZETAFLEX TWIN
pag. 77	ZETAFLEX NON CONDUCTIVE
pag. 77	ZETAFLEX NON CONDUCTIVE TWIN
pag. 78	ZETAFLEX STEEL
pag. 78	ZETAFLEX STEEL TWIN
pag. 79	OMEGAFLEX PLUS
pag. 79	OMEGAFLEX PLUS TWIN LINE
pag. 80	OMEGAFLEX PLUS NON CONDUCTIVE
pag. 80	OMEGAFLEX PLUS TWIN <small>NON CONDUCTIVE</small>
pag. 81	OMEGAFLEX
pag. 81	OMEGAFLEX TWIN
pag. 82	OMEGAFLEX <small>NON CONDUCTIVE</small>
pag. 82	OMEGAFLEX TWIN <small>NON CONDUCTIVE</small>
pag. 83	ZETAFLEX 3000
pag. 83	ZETAFLEX 3000 TWIN
pag. 84	ZETAFLEX 3000 <small>NON CONDUCTIVE</small>
pag. 84	ZETAFLEX 3000 TWIN <small>NON CONDUCTIVE</small>
pag. 85	ULTRAFLEX
pag. 85	CNG
pag. 86	JETWASH MICROLINE LIGHT
pag. 86	JET CLEAN
pag. 87	PAINTSPRAY 1W
pag. 87	PAINTSPRAY 2W
pag. 88	PAINTSPRAY
pag. 88	BEVERAGE
pag. 89	BEVERAGE
pag. 89	BEVERAGE
pag. 90	SUPERJACK 2W
pag. 90	SUPERJACK ARAMID
pag. 91	MINIBORE
pag. 91	MICROTEST

Thermoplastic Hoses

Balflex® Thermoplastic hoses are produced to Balflex® specifications and according to ISO 3949, SAE J517 and EN 855 standards. They cover a wide variety of medium to high pressure applications, in thermoplastic, textile and steel reinforcement, for petroleum and water base hydraulic fluids.

Balflex® optimized the production of these hoses and their compatibility with a wide range of connectors, in order to assure the highest performance and the most extensive range of applications.

General Guidelines

Balflex® thermoplastic hoses are designed with different safety factors relating minimum burst pressure and recommended working pressure. Working pressure and nominal diameter are always branded on the hose.

Thermoplastic hoses are designed for petroleum base hydraulic fluids applications with a temperature range of -40°C (-40°F) to +100°C (+100°F). Thermoplastic hoses may also be used for water base hydraulic fluids if the working temperature does not exceed +65°C (+149°F).

Selection, assembly and installation of thermoplastic hoses should follow Balflex® recommendations and SAE J1273 and DIN 20066 standards. **Thermoplastic hose assemblies should always be inspected and hydraulically tested before installation.** All hydraulics systems should be tested against leakage and malfunction in an appropriate area after any intervention.

Installations that do not comply with an adequate geometry of the hose assembly may reduce significantly the lifetime of the hose. Likewise, the use of wrongly dimensioned hoses or application in a system where working characteristics exceed the hose specifications may shorten drastically the hose lifetime.

The failure of a thermoplastic hose assembly may be dangerous and expose people and property to irreversible damage. Among other occurrences that must be prevented are the high velocity and high temperature projections of hydraulic fluid, the projection of couplings and it's parts, the whipping of unrestrained hose, spillage of combustion of the fluid, electrical shocks through contact with electrical sources, immovability, fall or sudden movement of masses controlled by the hydraulic system.



**Table 1a: Rated working pressure at 20°C (+68°F)
of Balflex® Thermoplastic hoses (MPa / PSI)**

Balflex	Standard	1/8"	53/16"	1/4"	5/16"	3/8"	1/2"	5/8"	3/4"	1"
		-2 DN3	-3 DN5	-4 DN6	-5 DN8	-6 DN10	-8 DN12	-10 DN16	-12 DN19	-16 DN25
ZETAFLX ZETAFLX TWIN ZETAFLX NC ZETAFLX NC TWIN	DIN EN 855 R7 / SAE 100R7 / ANSI A92.2	28.0	21.0	19.0	19.0	16.0	15.5	10.5	9.0	7.0
		4100	3100	2800	2800	2400	2300	1600	1400	1100
ZETAFLX STEEL ZETAFLX STEEL TWIN		35.0	30.0	27.5	24.0	22.0	17.5	14.0	11.5	10.0
		5100	4400	4000	3500	3200	2600	2100	1700	1500
OMEGALFEX PLUS OMEGALFEX PLUS TWIN OMEGALFEX PLUS NC OMEGALFEX PLUS NC TWIN	DIN EN 855 R8 / SAE 100R8		35.0	35.0	30.	28.0	24.5	20.0	16.5	14.0
			5100	5100	4300	4100	3600	2800	2300	2100
OMEGALFEX OMEGALFEX TWIN OMEGALFEX NC OMEGALFEX NC TWIN	DIN EN 855 R8 / SAE 100R8		35.0	35.0	30.	28.0	24.5	20.0	16.5	14.0
			5100	5100	4300	4100	3600	2800	2300	2100
ZETAFLX 3000 ZETAFLX 3000 TWIN ZETAFLX 3000 NC ZETAFLX 3000 NC TWIN	SAE 100R18		21.0	21.0	21.0	21.0	21.0	21.0	21.0	21.0
			3000	3000	3000	3000	3000	3000	3000	3000

Table 2: Pressure Conversion

bar	0,00134	0,0025	0,0339	0,069	0,098	1,00	1,01	10,0	100
PSI	0,0194	0,036	0,492	1,001	1,421	14,504	14,69	145,04	1450,38
MPa	-	-	0,003	0,007	0,0098	0,10	0,101	1,00	10,00
1 atm	0,001	0,0025	0,0335	0,068	0,097	0,987	1	9,87	98,69
m H2O (20°C)	0,014	0,026	0,346	0,704	1	10,207	10,34	102,074	3,4
in Hg (20°C)	0,0396	0,074	1,001	2,04	2,89	29,53	29,91	295,3	3,4
in H2O (20°C)	0,538	1,005	13,623	27,73	39,38	401,86	407,09	4018,65	40186,47
mm Hg (20°C)	1,005	1,88	25,43	51,75	73,51	750,06	759,81	7500,62	75006,17

Example: 1 MPa = 145,04 PSI ; 1 MPa = 10,0 bar

Table 3: Conversion Factors

Unit	Factor	Converted Unit
1 m (meter)	1000	mm (millimeter)
1 m (meter)	1,09362	yard
1 m (meter)	3,28084	foot
1 mm (millimeter)	0,001	m (meter)
1 mm (millimeter)	0,03937	Inch
1 inch	25,4	mm (millimeter)
1 inch	0,0254	m (meter)
1 foot	0,3048	m (meter)
1 yard	0,9144	m (meter)
F°	$C° \times 1,8 + 32$	F° (Fahrenheit)
C°	$(F° - 32) : 1,8$	C° (Celsius)

Example: : 1 m = 3,28084 feet ; 1 inch = 25,4 mm

Example: : +100°C = +212°F



Fluid Compatibility and Resistance Chart for Balflex Thermoplastic Hoses

● Recommended
 ● Recommended with Restrictions
 ● Not Recommended

Acetic Acid	●	Ethyl Glycol	●	Oil of Turpentine	●
Acetic Acid (30%)	●	Ethyleneoxide	●	Oleic Acid	●
Acetone	●	Fluorine	●	Oxalic Acid	●
Acetylene	●	Formaldehyde	●	Perchloroethylene	●
Ammonia, Gas (Hot)	●	Formaldehyde 40%	●	Phenol	●
Ammonia, Liquid	●	Fuel Oil	●	Phosphoric Acid (10%)	●
Ammoniumchloride	●	Gaseous Hydrogen	●	Phosphoric Acid (70%)	●
Amyl Acetate	●	Gasoline	●	Phosphate Ester Base Oil	●
Aniline	●	Glycerin / Glycerol	●	Saturated Steam	●
Animal Oils	●	Glycol to 66°C	●	Sea Water	●
Benzol / Benzene	●	Hexane	●	Silicone Oils	●
Butane	●	Hydraulic Oil	●	Soap Solutions	●
Butyl Acetate	●	Hydrochloric Acid 37%	●	Soda	●
Butyl Alcohol / Butanol	●	Hydroger Peroxide (Dil.)	●	Sodium Chloride Solutions	●
Calcium Chloride Solutions	●	Hydroger Peroxide (Conc.)	●	Sodium Hydroxide 20%	●
Carbon Dioxide	●	Isocyanates	●	Sodium Hypochloride 10%	●
Carbon Disulfide	●	Isopropil Alcohol	●	Sulphur	●
Carbonates	●	Kerosene	●	Sulphur Dioxide	●
Caustic Soda	●	Liquid Oxygen	●	Sulphuric Acid up to 50%	●
Chlorinated Solvents	●	LPG	●	Sulphuric Acid above 50%	●
Chlorine	●	Lubricating Oils	●	Toluene	●
Chloroform	●	Mercury	●	Trichloroethylene	●
Citric and Solutions	●	Methyl Alcohol / Methanol	●	Vegetable Greases	●
Compressed Air	●	Methyl Chloride (Cold)	●	Water	●
Cyclohexane	●	Methyl Ethyl Khetone	●	Xylene	●
Crude Petroleum Oil	●	Mineral Oils	●		
Diocetyl Phthalate	●	Naphtha	●		
Diesel Fuel	●	Naphthalene	●		
Ethers	●	Natural Gas	●		
Ethyl Acetate	●	Nitric Acid (Dil.)	●		
Ethyl Alcohol	●	Nitric Acid (Conc.)	●		
Ethyl Chloride	●	Nitrobenzen	●		

The following data is based on tests and believed to be reliable; however the tabulation should be used as a guide ONLY, since it does not take into consideration all variables, such as elevated temperatures, fluid contamination, concentration, etc. that may be encountered in actual use. All critical applications should be tested. Note: All data based on 20°C/70°F unless otherwise noted.

ZETAFLEX



DIN EN 855 R7 / SAE 100R7 - 10.1030.

High pressure, synthetic polyester braid reinforced thermoplastic hydraulic hose

REFERENCE	#	inch	SAE Dash	mm	mm	MPa	PSI	MPa	PSI	MIN BEND RAD	KG
R7-02	10.1030.02	1/8"	-2	3,2	8,1	28.0	4100	112.0	16400	25	0,05
R7-03	10.1030.03	3/16"	-3	4,8	10,3	21.0	3100	84.0	12400	25	0,07
R7-04	10.1030.04	1/4"	-4	6,4	12,4	19.0	2800	76.0	11200	32	0,09
R7-05	10.1030.05	5/16"	-5	8,0	14,2	19.0	2800	76.0	11200	45	0,13
R7-06	10.1030.06	3/8"	-6	9,5	15,7	16.0	2400	64.0	9600	55	0,16
R7-08	10.1030.08	1/2"	-8	12,7	19,3	15,5	2300	62,0	9200	77	0,22
R7-10	10.1030.10	5/8"	-10	16,0	23,1	10.5	1600	42.0	6400	110	0,28
R7-12	10.1030.12	3/4"	-12	19,0	26,4	9.0	1400	36.0	5600	140	0,33
R7-16	10.1030.16	1"	-16	25,4	33,3	7.0	1100	28.0	4400	200	0,40

INNER TUBE: seamless oil resistant thermoplastic
REINFORCEMENT: 2 high tensile polyester braid

OUTER TUBE: black, oil and weather resistant polyurethane, pin-pricked
SAFETY FACTOR: 4:1
APPLICATION: petroleum base hydraulic fluids

TEMPERATURE RANGE: -40°C (-40°F) +100°C (+212°F) Max. temperature recommended for water base hydraulic fluids: +65°C (+149°F)

COUPLINGS: Balflex® 2-piece fittings serie 23 with 20 serie ferrules
NOTE: Size -2 (1/8") not included in the standards.

BALFLEX ZETAFLEX - DIN EN 855 / SAE 100R7 / ISO 3949 - DN3 - 1/8" - WP 28 MPa / 4100 PSI

ZETAFLEX TWIN



DIN EN 855 R7 / SAE 100R7 / ISO 3949 - 10.1034.

High pressure, synthetic polyester braid reinforced thermoplastic hydraulic twin line hose

REFERENCE	#	inch	SAE Dash	mm	mm	MPa	PSI	MPa	PSI	MIN BEND RAD	KG
R7-03-TB	10.1034.03	3/16"	-3	4,8	10,3	21.0	3100	84.0	12400	25	0,07
R7-04-TB	10.1034.04	1/4"	-4	6,4	12,4	19.0	2800	76.0	11200	32	0,09
R7-05-TB	10.1034.05	5/16"	-5	8,0	14,2	19.0	2800	76.0	11200	45	0,13
R7-06-TB	10.1034.06	3/8"	-6	9,5	15,7	16.0	2400	64.0	9600	55	0,16
R7-08-TB	10.1034.08	1/2"	-8	12,7	19,3	15,5	2300	62,0	9200	77	0,22
R7-10-TB	10.1034.10	5/8"	-10	16,0	23,1	10.5	1600	42.0	6400	110	0,28
R7-12-TB	10.1034.12	3/4"	-12	19,0	26,4	9.0	1400	36.0	5600	140	0,33
R7-16-TB	10.1034.16	1"	-16	25,4	33,3	7.0	1100	28.0	4400	200	0,40

INNER TUBE: seamless oil resistant thermoplastic
REINFORCEMENT: 2 high tensile polyester braid

OUTER TUBE: black, oil and weather resistant polyurethane, pin-pricked
SAFETY FACTOR: 4:1

APPLICATION: petroleum base hydraulic fluids
COUPLINGS: Balflex® 2-piece fittings serie 23 with 20 serie ferrules

TEMPERATURE RANGE: -40°C (-40°F) +100°C (+212°F) Max. temperature recommended for water base hydraulic fluids: +65°C (+149°F)

BALFLEX ZETAFLEX - DIN EN 855 / SAE 100R7 / ISO 3949 - DN5 - 3/16" - WP 21 MPa / 3100 PSI











ZETAFLEX NON CONDUCTIVE



DIN EN 855 R7 / SAE 100R7 / ANSI A92.2 / ISO 3949 - 10.1030.L

High pressure, synthetic fiber braid reinforced thermoplastic Non Conductive hydraulic hose

REFERENCE	#	inch	SAE Dash								
				mm	mm	MPa	PSI	MPa	PSI	mm	kg/m
R7-02LNC	10.1030.02L	1/8"	-2	3,2	8,1	28.0	4100	112.0	16400	25	0,05
R7-03LNC	10.1030.03L	3/16"	-3	4,8	10,3	21.0	3100	84.0	12400	25	0,07
R7-04LNC	10.1030.04L	1/4"	-4	6,4	12,4	19.0	2800	76.0	11200	32	0,09
R7-05LNC	10.1030.05L	5/16"	-5	8,0	14,2	19.0	2800	76.0	11200	45	0,13
R7-06LNC	10.1030.06L	3/8"	-6	9,5	15,7	16.0	2400	64.0	9600	55	0,16
R7-08LNC	10.1030.08L	1/2"	-8	12,7	19,3	15.5	2300	62.0	9200	77	0,22
R7-10LNC	10.1030.10L	5/8"	-10	16,0	23,1	10.5	1600	42.0	6400	110	0,28
R7-12LNC	10.1030.12L	3/4"	-12	19,0	26,4	9.0	1400	36.0	5600	140	0,33
R7-16LNC	10.1030.16L	1"	-16	25,4	33,3	7.0	1100	28.0	4400	200	0,40

INNER TUBE: seamless oil resistant thermoplastic
REINFORCEMENT: 2 high tensile polyester braid

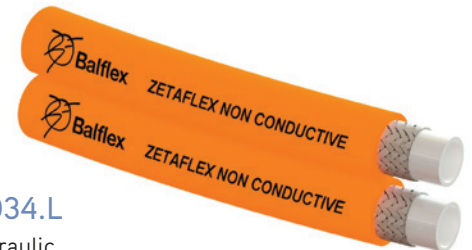
OUTER TUBE: orange, oil and weather resistant polyurethane, pin-pricked
SAFETY FACTOR: 4:1
APPLICATION: petroleum base hydraulic fluids

TEMPERATURE RANGE: -40°C (-40°F) +100°C (+212°F) Max. temperature recommended for water base hydraulic fluids: +65°C (+149°F)

COUPLINGS: Balflex® 2-piece fittings serie 23 with 20 serie ferrules
NOTE: Size -2 (1/8") not included in the standards.









BALFLEX ZETAFLEX - NON CONDUCTIVE - DIN EN 855 / SAE 100R7 - DN3 - 1/8" - WP 28 MPa / 4060 PSI - [ANSI A92.2 - WP 20.7 MPa / 3000 PSI]

ZETAFLEX NON CONDUCTIVE TWIN



DIN EN 855 R7 / SAE 100R7 / ANSI A92.2 / ISO 3949 - 10.1034.L

High pressure, synthetic fiber braid reinforced thermoplastic Non Conductive hydraulic twin line hose

REFERENCE	#	inch	SAE Dash								
				mm	mm	MPa	PSI	MPa	PSI	mm	kg/m
R7-03TNC	10.1034.03L	3/16"	-3	4,8	10,3	21.0	3100	84.0	12400	25	0,07
R7-04TNC	10.1034.04L	1/4"	-4	6,4	12,4	19.0	2800	76.0	11200	32	0,09
R7-05TNC	10.1034.05L	5/16"	-5	8,0	14,2	19.0	2800	76.0	11200	45	0,13
R7-06TNC	10.1034.06L	3/8"	-6	9,5	15,7	16.0	2400	64.0	9600	55	0,16
R7-08TNC	10.1034.08L	1/2"	-8	12,7	19,3	15.5	2300	62.0	9200	77	0,22
R7-10TNC	10.1034.10L	5/8"	-10	16,0	23,1	10.5	1600	42.0	6400	110	0,28
R7-12TNC	10.1034.12L	3/4"	-12	19,0	26,4	9.0	1400	36.0	5600	140	0,33
R7-16TNC	10.1034.16L	1"	-16	25,4	33,3	7.0	1100	28.0	4400	200	0,40

INNER TUBE: seamless oil resistant thermoplastic
REINFORCEMENT: 2 high tensile polyester braid

OUTER TUBE: orange, oil and weather resistant polyurethane, pin-pricked
SAFETY FACTOR: 4:1

APPLICATION: petroleum base hydraulic fluids
COUPLINGS: Balflex® 2-piece fittings serie 23 with 20 serie ferrules

TEMPERATURE RANGE: -40°C (-40°F) +100°C (+212°F) Max. temperature recommended for water base hydraulic fluids: +65°C (+149°F)







BALFLEX ZETAFLEX - NON CONDUCTIVE - DIN EN 855 / SAE 100R7 / ISO 3949 - DN5 - 3/16" - WP 21 MPa / 3100 PSI - [ANSI A92.2 - WP 20.7 MPa / 3000 PSI]

ZETAFLEX STEEL



R7 SteelFlex - 10.1031.

High pressure, steel wire braid reinforced thermoplastic hydraulic hose

REFERENCE	#	inch	SAE Dash								
				mm	mm	MPa	PSI	MPa	PSI	mm	kg/m
R7-02-S	10.1031.02	1/8"	-2	3,2	7,1	35.0	5100	140.0	20400	25	0,10
R7-03-S	10.1031.03	3/16"	-3	4,8	9,7	30.0	4400	120.0	17600	30	0,13
R7-04-S	10.1031.04	1/4"	-4	6,4	11,7	27.5	4000	110.0	16000	40	0,17
R7-05-S	10.1031.05	5/16"	-5	8,0	13,6	24.0	3500	96.0	14000	50	0,22
R7-06-S	10.1031.06	3/8"	-6	9,5	15,2	22.0	3200	88.0	12800	60	0,26
R7-08-S	10.1031.08	1/2"	-8	12,7	18,4	17.5	2600	70.0	10400	75	0,39
R7-10-S	10.1031.10	5/8"	-10	16,0	22,2	14.0	2100	56.0	8400	110	0,41
R7-12-S	10.1031.12	3/4"	-12	19,0	25,9	11.5	1700	46.0	6800	150	0,45
R7-16-S	10.1031.16	1"	-16	25,4	32,4	10.0	1500	40.0	6100	230	0,62

INNER TUBE: seamless oil resistant thermoplastic
REINFORCEMENT: 2 high tensile steel wire braid

OUTER TUBE: black, oil and weather resistant thermoplastic
SAFETY FACTOR: 4:1
APPLICATION: petroleum base hydraulic fluids

TEMPERATURE RANGE: -40°C (-40°F) +100°C (+212°F) Max. temperature recommended for water base hydraulic fluids: +65°C (+149°F)

COUPLINGS: Balflex® 2-piece fittings serie 23 with 20 serie ferrules


BALFLEX ZETAFLEX - STEEL - EXCEEDS SAE 100R7 - DN3 - 1/8" - WP 35 MPa / 5100 PSI

ZETAFLEX STEEL TWIN



R7 SteelFlex TWIN - 10.1035.

High pressure, steel wire braid reinforced thermoplastic hydraulic twin line hose

REFERENCE	#	inch	SAE Dash								
				mm	mm	MPa	PSI	MPa	PSI	mm	kg/m
R7-03-ST	10.1035.03	3/16"	-3	4,8	9,7	30.0	4400	120.0	17600	30	0,13
R7-04-ST	10.1035.04	1/4"	-4	6,4	11,7	27.5	4000	110.0	16000	40	0,17
R7-05-ST	10.1035.05	5/16"	-5	8,0	13,6	24.0	3500	96.0	14000	50	0,22
R7-06-ST	10.1035.06	3/8"	-6	9,5	15,2	22.0	3200	88.0	12800	60	0,26
R7-08-ST	10.1035.08	1/2"	-8	12,7	18,4	17.5	2600	70.0	10400	75	0,39
R7-10-ST	10.1035.10	5/8"	-10	16,0	22,2	14.0	2100	56.0	8400	110	0,41
R7-12-ST	10.1035.12	3/4"	-12	19,0	25,9	11.5	1700	46.0	6800	150	0,45
R7-16-ST	10.1035.16	1"	-16	25,4	32,4	10.0	1500	40.0	6100	230	0,62

INNER TUBE: seamless oil resistant thermoplastic
REINFORCEMENT: 2 high tensile steel wire braid

OUTER TUBE: black, oil and weather resistant thermoplastic
SAFETY FACTOR: 4:1
APPLICATION: petroleum base hydraulic fluids

TEMPERATURE RANGE: -40°C (-40°F) +100°C (+212°F) Max. temperature recommended for water base hydraulic fluids: +65°C (+149°F)

COUPLINGS: Balflex® 2-piece fittings serie 23 with 20 serie ferrules

BALFLEX ZETAFLEX - STEEL - EXCEEDS SAE 100R7 - DN5 - 3/16" - WP 30 MPa / 4400 PSI









OMEGAFLEX PLUS



DIN EN 855 R8 / SAE 100R8 / ISO 3949 - 10.1033.

High pressure, single aramid braid reinforced thermoplastic hydraulic hose

REFERENCE	#	inch	SAE Dash								
				mm	mm	MPa	PSI	MPa	PSI	mm	kg/m
R8-03	10.1033.03	3/16"	-3	4,8	10,3	35.0	5100	140.0	20400	25	0,09
R8-04	10.1033.04	1/4"	-4	6,4	12,4	35.0	5100	140.0	20400	32	0,10
R8-05	10.1033.05	5/16"	-5	8,0	14,2	30.0	4300	120.0	17200	45	0,13
R8-06	10.1033.06	3/8"	-6	9,5	15,7	28.0	4100	112.0	16400	55	0,18
R8-08	10.1033.08	1/2"	-8	12,7	19,3	24.5	3600	98.0	14400	77	0,22
R8-10	10.1033.10	5/8"	-10	16,0	23,1	20.0	2800	80.0	11200	110	0,31
R8-12	10.1033.12	3/4"	-12	19,0	26,4	16.5	2300	66.0	9200	140	0,36
R8-16	10.1033.16	1"	-16	25,4	33,3	14.0	2100	56.0	8400	200	0,51

INNER TUBE: seamless oil resistant thermoplastic

REINFORCEMENT: 2 high tensile aramidic fiber braid

OUTER TUBE: black, oil and weather resistant thermoplastic, pin-pricked

SAFETY FACTOR: 4:1
APPLICATION: petroleum base hydraulic fluids

TEMPERATURE RANGE: -40°C (-40°F)

+100°C (+212°F) Max. temperature recommended for water base hydraulic fluids: +65°C (+149°F)

COUPLINGS: Balflex® 2-piece fittings serie 23 with 20 serie ferrules







BALFLEX OMEGAFLEX PLUS - DIN EN 855 / SAE 100R8 / ISO 3949 - DN5 - 3/16" - ARAMID - WP 35 MPa / 5100 PSI

OMEGAFLEX PLUS TWIN LINE



DIN EN 855 R8 / SAE 100R8 / ISO 3949 - 10.1136.

High pressure, single aramid braid reinforced thermoplastic hydraulic twin line hose

REFERENCE	#	inch	SAE Dash								
				mm	mm	MPa	PSI	MPa	PSI	mm	kg/m
R8-03-TB	10.1136.03	3/16"	-3	4,8	10,3	35.0	5100	140.0	20400	25	0,09
R8-04-TB	10.1136.04	1/4"	-4	6,4	12,4	35.0	5100	140.0	20400	32	0,10
R8-05-TB	10.1136.05	5/16"	-5	8,0	14,2	30.0	4300	120.0	17200	45	0,13
R8-06-TB	10.1136.06	3/8"	-6	9,5	15,7	28.0	4100	112.0	16400	55	0,18
R8-08-TB	10.1136.08	1/2"	-8	12,7	19,3	24.5	3600	98.0	14400	77	0,22
R8-10-TB	10.1136.10	5/8"	-10	16,0	23,1	20.0	2800	80.0	11200	110	0,31
R8-12-TB	10.1136.12	3/4"	-12	19,0	26,4	16.5	2300	66.0	9200	140	0,36
R8-16-TB	10.1136.16	1"	-16	25,4	33,3	14.0	2100	56.0	8400	200	0,51

INNER TUBE: seamless oil resistant thermoplastic

REINFORCEMENT: 2 high tensile aramidic fiber braid

OUTER TUBE: black, oil and weather resistant thermoplastic, pin-pricked

SAFETY FACTOR: 4:1

APPLICATION: petroleum base hydraulic fluids

COUPLINGS: Balflex® 2-piece fittings serie 23 with 20 serie ferrules

TEMPERATURE RANGE: -40°C (-40°F)

+100°C (+212°F) Max. temperature recommended for water base hydraulic fluids: +65°C (+149°F)

BALFLEX OMEGAFLEX PLUS - DIN EN 855 / SAE 100R8 - DN6 - 1/4" - ARAMID - WP 35 MPa / 5100 PSI




OMEGAFLEX PLUS

(NON CONDUCTIVE)



DIN EN 855 R8 / SAE 100R8 / ISO 3949 - 10.1033.L

High pressure, single aramidic braid reinforced thermoplastic Non Conductive hydraulic hose

REFERENCE	#	inch	SAE Dash								
				mm	mm	MPa	PSI	MPa	PSI	mm	kg/m
R8-03LNC	10.1033.03L	3/16"	-3	4,8	10,3	35.0	5100	140.0	20400	25	0,09
R8-04LNC	10.1033.04L	1/4"	-4	6,4	12,4	35.0	5100	140.0	20400	32	0,10
R8-05LNC	10.1033.05L	5/16"	-5	8,0	14,2	30.0	4300	120.0	17200	45	0,13
R8-06LNC	10.1033.06L	3/8"	-6	9,5	15,7	28.0	4100	112.0	16400	55	0,18
R8-08LNC	10.1033.08L	1/2"	-8	12,7	19,3	24.5	3600	98.0	14400	77	0,22
R8-10LNC	10.1033.10L	5/8"	-10	16,0	23,1	20.0	2800	80.0	11200	110	0,31
R8-12LNC	10.1033.12L	3/4"	-12	19,0	26,4	16.5	2300	66.0	9200	140	0,36
R8-16LNC	10.1033.16L	1"	-16	25,4	33,3	14.0	2100	56.0	8400	200	0,51

INNER TUBE: seamless oil resistant thermoplastic
REINFORCEMENT: 2 high tensile aramidic fiber braid

OUTER TUBE: orange, oil and weather resistant thermoplastic, pin-pricked
SAFETY FACTOR: 4:1
APPLICATION: petroleum base hydraulic fluids

TEMPERATURE RANGE: -40°C (-40°F) +100°C (+212°F) Max. temperature recommended for water base hydraulic fluids: +65°C (+149°F)

COUPLINGS: Balflex® 2-piece fittings serie 23 with 20 serie ferrules

BALFLEX OMEGAFLEX PLUS - NON CONDUCTIVE - ANSI A92.2 - DIN EN 855 / SAE 100R8 / ISO 3949 - DN5 - 3/16" - ARAMID - WP 35 MPa / 5100 PSI



OMEGAFLEX PLUS TWIN

(NON CONDUCTIVE)



DIN EN 855 R8 / SAE 100R8 / ISO 3949 - 10.1136.L

High pressure, single aramidic braid reinforced thermoplastic Non Conductive hydraulic twin line hoses

REFERENCE	#	inch	SAE Dash								
				mm	mm	MPa	PSI	MPa	PSI	mm	kg/m
R8-03TNC	10.1136.03L	3/16"	-3	4,8	10,3	35.0	5100	140.0	20400	25	0,09
R8-04TNC	10.1136.04L	1/4"	-4	6,4	12,4	35.0	5100	140.0	20400	32	0,10
R8-05TNC	10.1136.05L	5/16"	-5	8,0	14,2	30.0	4300	120.0	17200	45	0,13
R8-06TNC	10.1136.06L	3/8"	-6	9,5	15,7	28.0	4100	112.0	16400	55	0,18
R8-08TNC	10.1136.08L	1/2"	-8	12,7	19,3	24.5	3600	98.0	14400	77	0,22
R8-10TNC	10.1136.10L	5/8"	-10	16,0	23,1	20.0	2800	80.0	11200	110	0,31
R8-12TNC	10.1136.12L	3/4"	-12	19,0	26,4	16.5	2300	66.0	9200	140	0,36
R8-16TNC	10.1136.16L	1"	-16	25,4	33,3	14.0	2100	56.0	8400	200	0,51

INNER TUBE: seamless oil resistant thermoplastic
REINFORCEMENT: 2 high tensile aramidic fiber braid

OUTER TUBE: orange, oil and weather resistant thermoplastic, pin-pricked
SAFETY FACTOR: 4:1
APPLICATION: petroleum base hydraulic fluids

TEMPERATURE RANGE: -40°C (-40°F) +100°C (+212°F) Max. temperature recommended for water base hydraulic fluids: +65°C (+149°F)

COUPLINGS: Balflex® 2-piece fittings serie 23 with 20 serie ferrules

BALFLEX OMEGAFLEX PLUS - NON CONDUCTIVE - ANSI A92.2 - DIN EN 855 / SAE 100R8 / ISO 3949 - DN5 - 3/16" - ARAMID - WP 35 MPa / 5100 PSI








OMEGAFLEX



DIN EN 855 R8 / SAE 100R8 - 10.1032.

High pressure, double polyester braid reinforced thermoplastic hydraulic hose

REFERENCE	#	inch	SAE Dash								
				mm	mm	MPa	PSI	MPa	PSI	mm	kg/m
R82P-03	10.1032.03	3/16"	-3	4,8	12,4	35.0	5100	140.0	20400	40	0,09
R82P-04	10.1032.04	1/4"	-4	6,4	16,1	35.0	5100	140.0	20400	45	0,10
R82P-05	10.1032.05	5/16"	-5	8,0	16,7	29.0	4300	116.0	17200	55	0,13
R82P-06	10.1032.06	3/8"	-6	9,5	18,5	28.0	4100	112.0	16400	65	0,18
R82P-08	10.1032.08	1/2"	-8	12,7	22,6	24.5	3600	98.0	14400	77	0,22
R82P-10	10.1032.10	5/8"	-10	16,0	25,6	19.0	2800	76.0	11200	100	0,31
R82P-12	10.1032.12	3/4"	-12	19,0	28,6	15.5	2300	62.0	9200	140	0,36
R82P-16	10.1032.16	1"	-16	25,4	35,8	14.0	2100	56.0	8400	200	0,51

INNER TUBE: seamless oil resistant thermoplastic

REINFORCEMENT: 2 high tensile polyester braids

OUTER TUBE: black, oil and weather resistant thermoplastic, pin-pricked

SAFETY FACTOR: 4:1

APPLICATION: petroleum base hydraulic fluids

TEMPERATURE RANGE: -40°C (-40°F)

+100°C (+212°F) Max. temperature recommended for water base hydraulic fluids: +65°C (+149°F)

COUPLINGS: Balflex® 2-piece fittings serie 23 with 20 serie ferrules







BALFLEX OMEGAFLEX - DIN EN 855 / SAE 100R8 - DN5 - 3/16" - POLYESTER - WP 35 MPa / 5100 PSI

OMEGAFLEX TWIN



DIN EN 855 R8 / SAE 100R8 - 10.1036.

High pressure, double polyester braid reinforced thermoplastic hydraulic twin line hose

REFERENCE	#	inch	SAE Dash								
				mm	mm	MPa	PSI	MPa	PSI	mm	kg/m
R82P-03LNC	10.1036.03	3/16"	-3	4,8	12,4	35.0	5100	140.0	20400	40	0,18
R82P-04LNC	10.1036.04	1/4"	-4	6,4	16,1	35.0	5100	140.0	20400	45	0,20
R82P-05LNC	10.1036.05	5/16"	-5	8,0	16,7	29.0	4300	116.0	17200	55	0,26
R82P-06LNC	10.1036.06	3/8"	-6	9,5	18,5	28.0	4100	112.0	16400	65	0,36
R82P-08LNC	10.1036.08	1/2"	-8	12,7	22,6	24.5	3600	98.0	14400	77	0,44
R82P-10LNC	10.1036.10	5/8"	-10	16,0	25,6	19.0	2800	76.0	11200	100	0,62
R82P-12LNC	10.1036.12	3/4"	-12	19,0	28,6	15.5	2300	62.0	9200	140	0,72
R82P-16LNC	10.1036.16	1"	-16	25,4	35,8	14.0	2100	56.0	8400	200	1,02

INNER TUBE: seamless oil resistant thermoplastic

REINFORCEMENT: 2 high tensile polyester braids

OUTER TUBE: black, oil and weather resistant thermoplastic, pin-pricked

SAFETY FACTOR: 4:1

APPLICATION: petroleum base hydraulic fluids

TEMPERATURE RANGE: -40°C (-40°F)

+100°C (+212°F) Max. temperature recommended for water base hydraulic fluids: +65°C (+149°F)

COUPLINGS: Balflex® 2-piece fittings serie 23 with 20 serie ferrules

BALFLEX OMEGAFLEX - DIN EN 855 / SAE 100R8 - DN5 - 3/16" - POLYESTER - WP 35 MPa / 5100 PSI

OMEGAFLEX (NON CONDUCTIVE)



DIN EN 855 R8 / SAE 100R8 / ANSI A92.2 - 10.1032.L

High pressure, double polyester braid reinforced thermoplastic Non Conductive hydraulic hose

REFERENCE	#	inch	SAE Dash								
				mm	mm	MPa	PSI	MPa	PSI	mm	kg/m
R82P-03-TB	10.1032.03L	3/16"	-3	4,8	12,4	35.0	5100	140.0	20400	40	0,09
R82P-04-TB	10.1032.04L	1/4"	-4	6,4	16,1	35.0	5100	140.0	20400	45	0,10
R82P-05-TB	10.1032.05L	5/16"	-5	8,0	16,7	29.0	4300	116.0	17200	55	0,13
R82P-06-TB	10.1032.06L	3/8"	-6	9,5	18,5	28.0	4100	112.0	16400	65	0,18
R82P-08-TB	10.1032.08L	1/2"	-8	12,7	22,6	24.5	3600	98.0	14400	77	0,22
R82P-10-TB	10.1032.10L	5/8"	-10	16,0	25,6	19.0	2800	76.0	11200	100	0,31
R82P-12-TB	10.1032.12L	3/4"	-12	19,0	28,6	15.5	2300	62.0	9200	140	0,36
R82P-16-TB	10.1032.16L	1"	-16	25,4	35,8	14.0	2100	56.0	8400	200	0,51

INNER TUBE: seamless oil resistant thermoplastic
REINFORCEMENT: 2 high tensile polyester braids


OUTER TUBE: orange, oil and weather resistant thermoplastic, pin-pricked
SAFETY FACTOR: 4:1
APPLICATION: petroleum base hydraulic fluids

TEMPERATURE RANGE: -40°C (-40°F) +100°C (+212°F) Max. temperature recommended for water base hydraulic fluids: +65°C (+149°F)

COUPLINGS: Balflex® 2-piece fittings serie 23 with 20 serie ferrules



BALFLEX OMEGAFLEX - NON CONDUCTIVE - DIN EN 855 / SAE 100R8 - DN5 - 3/16" - POLYESTER - WP 35 MPa / 5100 PSI

OMEGAFLEX TWIN (NON CONDUCTIVE)



DIN EN 855 R8 / SAE 100R8 / ANSI A92.2 - 10.1036.L

High pressure, double polyester braid reinforced thermoplastic Non Conductive hydraulic twin line hose

REFERENCE	#	inch	SAE Dash								
				mm	mm	MPa	PSI	MPa	PSI	mm	kg/m
R82P-03TNC	10.1036.03L	3/16"	-3	4,8	12,4	35.0	5100	140.0	20400	40	0,18
R82P-04TNC	10.1036.04L	1/4"	-4	6,4	16,1	35.0	5100	140.0	20400	45	0,20
R82P-05TNC	10.1036.05L	5/16"	-5	8,0	16,7	29.0	4300	116.0	17200	55	0,26
R82P-06TNC	10.1036.06L	3/8"	-6	9,5	18,5	28.0	4100	112.0	16400	65	0,36
R82P-08TNC	10.1036.08L	1/2"	-8	12,7	22,6	24.5	3600	98.0	14400	77	0,44
R82P-10TNC	10.1036.10L	5/8"	-10	16,0	25,6	19.0	2800	76.0	11200	100	0,62
R82P-12TNC	10.1036.12L	3/4"	-12	19,0	28,6	15.5	2300	62.0	9200	140	0,72
R82P-16TNC	10.1036.16L	1"	-16	25,4	35,8	14.0	2100	56.0	8400	200	1,02

INNER TUBE: seamless oil resistant thermoplastic
REINFORCEMENT: 2 high tensile polyester braids

OUTER TUBE: orange, oil and weather resistant thermoplastic, pin-pricked
SAFETY FACTOR: 4:1

APPLICATION: petroleum base hydraulic fluids
COUPLINGS: Balflex® 2-piece fittings serie 23 with 20 serie ferrules

TEMPERATURE RANGE: -40°C (-40°F) +100°C (+212°F) Max. temperature recommended for water base hydraulic fluids: +65°C (+149°F)

BALFLEX OMEGAFLEX - NON CONDUCTIVE - DIN EN 855 / SAE 100R8 - DN5 - 3/16" - POLYESTER - WP 35 MPa / 5100 PSI



ZETAFLX 3000



SAE 100R18 - 10.1130.

High pressure, single or double polyester braid reinforced thermoplastic isobaric hydraulic hose

REFERENCE	#	inch	SAE Dash	Diagram		MPa		PSI		MIN BEND RAD mm	KG kg/m
				mm	mm	MPa	PSI	MPa	PSI		
R18-03	10.1130.03	3/16"	-3	4,8	10,3	21,0	3000	84,0	12000	30	0,09
R18-04	10.1130.04	1/4"	-4	6,4	12,4	21,0	3000	84,0	12000	45	0,10
R18-05	10.1130.05	5/16"	-5	8,0	14,2	21,0	3000	84,0	12000	50	0,13
R18-06	10.1130.06	3/8"	-6	9,5	16,6	21,0	3000	84,0	12000	75	0,18
R18-08	10.1130.08	1/2"	-8	12,7	22,5	21,0	3000	84,0	12000	90	0,22
R18-10	10.1130.10	5/8"	-10	16,0	25,4	21,0	3000	84,0	12000	120	0,31
R18-12	10.1130.12	3/4"	-12	19,0	31,5	21,0	3000	84,0	12000	150	0,36
R18-16	10.1130.16	1"	-16	25,4	39,6	21,0	3000	84,0	12000	250	0,51

INNER TUBE: seamless oil resistant thermoplastic
REINFORCEMENT: 1 or 2 high tensile synthetic fiber braid

OUTER TUBE: black, oil and weather resistant thermoplastic, pin-pricked
SAFETY FACTOR: 4:1
APPLICATION: petroleum base hydraulic fluids

TEMPERATURE RANGE: -40°C (-40°F) +100°C (+212°F) Max. temperature recommended for water base hydraulic fluids: +65°C (+149°F)

COUPLINGS: Balflex® 2-piece fittings serie 23 with 20 serie ferrules

BALFLEX ZETAFLX 3000 - SAE 100R18 - DN5 - 3/16" - WP 21 MPa / 3000 PSI

ZETAFLX 3000 TWIN



SAE 100R18 - 10.1134.

High pressure, single or double polyester braid reinforced thermoplastic isobaric hydraulic twin line hose

REFERENCE	#	inch	SAE Dash	Diagram		MPa		PSI		MIN BEND RAD mm	KG kg/m
				mm	mm	MPa	PSI	MPa	PSI		
R18-03-TB	10.1134.03	3/16"	-3	4,8	10,3	21,0	3000	84,0	12000	30	0,09
R18-04-TB	10.1134.04	1/4"	-4	6,4	12,4	21,0	3000	84,0	12000	45	0,10
R18-05-TB	10.1134.05	5/16"	-5	8,0	14,2	21,0	3000	84,0	12000	50	0,13
R18-06-TB	10.1134.06	3/8"	-6	9,5	16,6	21,0	3000	84,0	12000	75	0,18
R18-08-TB	10.1134.08	1/2"	-8	12,7	22,5	21,0	3000	84,0	12000	90	0,22
R18-10-TB	10.1134.10	5/8"	-10	16,0	25,4	21,0	3000	84,0	12000	120	0,31
R18-12-TB	10.1134.12	3/4"	-12	19,0	31,5	21,0	3000	84,0	12000	150	0,36
R18-16-TB	10.1134.16	1"	-16	25,4	39,6	21,0	3000	84,0	12000	250	0,51

INNER TUBE: seamless oil resistant thermoplastic
REINFORCEMENT: 1 or 2 high tensile synthetic fiber braid

OUTER TUBE: black, oil and weather resistant thermoplastic, pin-pricked
SAFETY FACTOR: 4:1
APPLICATION: petroleum base hydraulic fluids

TEMPERATURE RANGE: -40°C (-40°F) +100°C (+212°F) Max. temperature recommended for water base hydraulic fluids: +65°C (+149°F)

COUPLINGS: Balflex® 2-piece fittings serie 23 with 20 serie ferrules

BALFLEX ZETAFLX 3000 - SAE 100R18 - DN10 - 3/8" - WP 21 MPa / 3050 PSI

ZETAFLEX 3000 (NON CONDUCTIVE)



SAE 100R8 - 10.1130.L

High pressure, single or double polyester braid reinforced Non Conductive thermoplastic Isobaric hydraulic hose

REFERENCE	#	inch	SAE Dash	mm	mm	MPa	PSI	MPa	PSI	MIN BEND RAD	KG
										mm	kg/m
R18-03NC	10.1130.03L	3/16"	-3	4,8	10,3	21,0	3000	84,0	12000	30	0,09
R18-04NC	10.1130.04L	1/4"	-4	6,4	12,4	21,0	3000	84,0	12000	45	0,10
R18-05NC	10.1130.05L	5/16"	-5	8,0	14,2	21,0	3000	84,0	12000	50	0,13
R18-06NC	10.1130.06L	3/8"	-6	9,5	16,6	21,0	3000	84,0	12000	75	0,18
R18-08NC	10.1130.08L	1/2"	-8	12,7	22,5	21,0	3000	84,0	12000	90	0,22
R18-10NC	10.1130.10L	5/8"	-10	16,0	25,4	21,0	3000	84,0	12000	120	0,31
R18-12NC	10.1130.12L	3/4"	-12	19,0	31,5	21,0	3000	84,0	12000	150	0,36
R18-16NC	10.1130.16L	1"	-16	25,4	39,6	21,0	3000	84,0	12000	250	0,51

INNER TUBE: seamless oil resistant thermoplastic
REINFORCEMENT: 1 or 2 high tensile synthetic fiber braid

OUTER TUBE: orange, oil and weather resistant thermoplastic, pin-pricked
SAFETY FACTOR: 4:1
APPLICATION: petroleum base hydraulic fluids

TEMPERATURE RANGE: -40°C (-40°F) +100°C (+212°F) Max. temperature recommended for water base hydraulic fluids: +65°C (+149°F)

COUPLINGS: Balflex® 2-piece fittings serie 23 with 20 serie ferrules

BALFLEX ZETAFLEX 3000 - NON CONDUCTIVE - SAE 100R18 - DN5 - 3/16" - WP 21 MPa / 3000 PSI

ZETAFLEX 3000 TWIN (NON CONDUCTIVE)



SAE 100R18 - 10.1134.L

High pressure, single or double polyester braid reinforced Non Conductive thermoplastic Isobaric hydraulic twin line hose

REFERENCE	#	inch	SAE Dash	mm	mm	MPa	PSI	MPa	PSI	MIN BEND RAD	KG
										mm	kg/m
R18-03TNC	10.1134.03L	3/16"	-3	4,8	10,3	21,0	3000	84,0	12000	30	0,09
R18-04TNC	10.1134.04L	1/4"	-4	6,4	12,4	21,0	3000	84,0	12000	45	0,10
R18-05TNC	10.1134.05L	5/16"	-5	8,0	14,2	21,0	3000	84,0	12000	50	0,13
R18-06TNC	10.1134.06L	3/8"	-6	9,5	16,6	21,0	3000	84,0	12000	75	0,18
R18-08TNC	10.1134.08L	1/2"	-8	12,7	22,5	21,0	3000	84,0	12000	90	0,22
R18-10TNC	10.1134.10L	5/8"	-10	16,0	25,4	21,0	3000	84,0	12000	120	0,31
R18-12TNC	10.1134.12L	3/4"	-12	19,0	31,5	21,0	3000	84,0	12000	150	0,36
R18-16TNC	10.1134.16L	1"	-16	25,4	39,6	21,0	3000	84,0	12000	250	0,51

INNER TUBE: seamless oil resistant thermoplastic
REINFORCEMENT: 1 or 2 high tensile synthetic fiber braid

OUTER TUBE: orange, oil and weather resistant thermoplastic, pin-pricked
SAFETY FACTOR: 4:1
APPLICATION: petroleum base hydraulic fluids

TEMPERATURE RANGE: -40°C (-40°F) +100°C (+212°F) Max. temperature recommended for water base hydraulic fluids: +65°C (+149°F)

COUPLINGS: Balflex® 2-piece fittings serie 23 with 20 serie ferrules

BALFLEX ZETAFLEX 3000 - NON CONDUCTIVE - SAE 100R18 - DN10 - 3/8" - WP 21 MPa / 3050 PSI









ULTRAFLEX



10.1038

High pressure, single aramidic braid reinforced thermoplastic hydraulic hose

REFERENCE	#	inch	SAE Dash	 mm	 mm	 MPa	PSI	 MPa	PSI	 MIN BEND RAD mm	 kg/m
ULTRA-06	10.1038.06	3/8"	-6	9,5	16,0	38.0	5600	152.0	22400	80	0,18
ULTRA-08	10.1038.08	1/2"	-8	12,7	20,3	34.5	5100	138.0	20400	95	0,22

INNER TUBE: seamless oil resistant thermoplastic

REINFORCEMENT: 2 high tensile aramidic fiber braid

OUTER TUBE: black, oil and weather resistant thermoplastic

SAFETY FACTOR: 4:1
APPLICATION: petroleum base hydraulic fluids

TEMPERATURE RANGE: -40°C (-40°F) +100°C (+212°F) Max. temperature recommended for water base hydraulic fluids: +65°C (+149°F)

COUPLINGS: Balflex® 2-piece fittings serie 23 with 20 serie ferrules







BALFLEX R9 ULTRAFLEX - EXCEEDS DIN EN 855 - DN10 - SAE100 R8 - 3/8" - WP 38.0 MPa / 5510 PSI

CNG



10.1037.

High Pressure, single aramidic fiber and single high tensile braid Compressed Natural Gas hose

REFERENCE	#	inch	SAE Dash	 mm	 mm	 MPa	PSI	 MPa	PSI	 MIN BEND RAD mm	 kg/m
CNG-04	10.1037.04	1/4"	-4	6,4	14,0	69,0	10100	276,0	40400	40	0,24
CNG-06	10.1037.06	3/8"	-6	9,5	18,0	50,0	7300	200,0	29200	60	0,26

INNER TUBE: internal core in polyamide
REINFORCEMENT: 2 high tensile steel braid and 1 aramidic fiber braid

OUTER TUBE: red color pin-pricked polyurethane
SAFETY FACTOR: 4:1

APPLICATION: CNG (compressed natural gas) dispenser at very high pressure
TEMPERATURE RANGE: -40°C (-40°F) +100°C (+212°F)

COUPLINGS: Balflex® 2-piece fittings serie 23 with 20 serie ferrules

BALFLEX CNG - DN6 - 1/4" - ELECTRICAL CONDUCTIVE - WP 69 MPa / 10100 PSI

JETWASH MICROLINE LIGHT



12.160W.04

High pressure Thermoplastic Jet washing and lubrication hose

REFERENCE	#	inch	SAE Dash	mm	mm	MPa	PSI	MPa	PSI	MIN BEND RAD	KG
JETW-04	12.160W.04	1/4"	-4	6,4	12,5	16,0	2400	64,0	9600	100	0,10

INNER TUBE: polyethylene tube resistant to water, grease and oil
REINFORCEMENT: 2 high tensile polyester

OUTER TUBE: black PVC compound resistant to abrasion and weather
SAFETY FACTOR: 4:1

APPLICATION: hobby type jet washing and lubricators
TEMPERATURE RANGE: -40°C (-40°F) +100°C (+212°F)

COUPLINGS: Balflex® 2-piece fittings serie 23 with 20 serie ferrules

BALFLEX JETWASH MICRO LINE - DN6 - 1/4" - WP 16 MPa / 2320 PSI

JET CLEAN



10.1039.

High pressure, 2 aramidic braids reinforced thermoplastic sewer jet cleaning hose

REFERENCE	#	inch	SAE Dash	mm	mm	MPa	PSI	MPa	PSI	MIN BEND RAD	KG
JC-08	10.1039.08	1/2"	-8	12,7	22,5	24,1	3500	60,3	8750	100	0,21
JC-10	10.1039.10	5/8"	-10	16,0	25,6	20,7	3000	51,8	7500	115	0,35
JC-12	10.1039.12	3/4"	-12	19,0	29,2	20,7	3000	51,8	7500	125	0,48
JC-16	10.1039.16	1"	-16	25,4	37,5	20,7	3000	51,8	7500	160	0,58
JC-20	10.1039.20	1.1/4"	-20	31,8	46,5	20,7	3000	51,8	7500	250	0,65

INNER TUBE: internal core in polyester
REINFORCEMENT: 2 high tensile aramidic fiber braids

OUTER TUBE: orange polyurethane high abrasion resistance
SAFETY FACTOR: 2.5:1

APPLICATION: sewer cleaning with high pressure water
TEMPERATURE RANGE: -40°C (-40°F) +65°C (+149°F)

COUPLINGS: Balflex® 2-piece fittings serie 23 with 20 serie ferrules

BALFLEX JET CLEAN - DN12 - 1/2" - WP 24.1 MPa / 3500 PSI








PAINTSPRAY 1W



10.1040.

High pressure, one steel wire braid reinforced thermoplastic paintspray hose

REFERENCE	#	inch	SAE Dash								
				mm	mm	MPa	PSI	MPa	PSI	MIN BEND RAD mm	kg/m
PS1W-03	10.1040.03	3/16"	-3	4,8	9,7	35,0	5100	140,0	20400	30	0,13
PS1W-04	10.1040.04	1/4"	-4	6,4	11,7	32,0	4700	128,0	18800	40	0,17
PS1W-05	10.1040.05	5/16"	-5	8,0	13,6	27,5	4000	110,0	16000	50	0,22
PS1W-06	10.1040.06	3/8"	-6	9,5	15,2	25,0	3700	100,0	14800	60	0,26
PS1W-08	10.1040.08	1/2"	-8	12,7	18,4	19,0	2800	76,0	11200	75	0,39
PS1W-12	10.1040.12	3/4"	-12	19,0	25,7	12,0	1800	48,0	7200	150	0,45

INNER TUBE: internal core in polyamide
REINFORCEMENT: 2 high tensile steel wire braid
OUTER TUBE: blue pin-pricked polyurethane high abrasion resistance

SAFETY FACTOR: 4:1
APPLICATION: high pressure airless spray systems, chemical resistance to solvents and aggressive fluids

TEMPERATURE RANGE: -40°C (-40°F) +100°C (+212°F) max. temperature recommended for water base hydraulic fluids and air: +70°C (+158°C)

COUPLINGS: Balflex® 2-piece fittings serie 23 with 20 serie ferrules








BALFLEX PAINTSPRAY - 1W - STEEL - DN5 - 3/16" - WP 35 MPa / 5100 PSI

PAINTSPRAY 2W



10.1041.

High pressure, two steel wire braids reinforced thermoplastic paintspray hose

REFERENCE	#	inch	SAE Dash								
				mm	mm	MPa	PSI	MPa	PSI	MIN BEND RAD mm	kg/m
PS2W-04	10.1041.04	1/4"	-4	6,4	13,7	45,0	6600	180,0	26400	100	0,27
PS2W-05	10.1041.05	5/16"	-5	8,0	15,2	40,0	5800	160,0	23200	110	0,32
PS2W-06	10.1041.06	3/8"	-6	9,5	17,5	38,0	5600	152,0	22400	127	0,36
PS2W-08	10.1041.08	1/2"	-8	12,7	21,1	30,0	4400	120,0	17600	178	0,49
PS2W-12	10.1041.12	3/4"	-12	19,0	28,6	16,0	2400	64,0	9600	250	0,55

INNER TUBE: internal core in polyamide
REINFORCEMENT: 2 high tensile steel wire braids
OUTER TUBE: blue pin-pricked polyurethane high abrasion resistance

SAFETY FACTOR: 4:1
APPLICATION: high pressure airless spray systems, chemical resistance to solvents and aggressive fluids

TEMPERATURE RANGE: -40°C (-40°F) +100°C (+212°F) max. temperature recommended for water base hydraulic fluids and air: +70°C (+158°C)

COUPLINGS: Balflex® 2-piece fittings serie 23 with 20 serie ferrules

BALFLEX PAINTSPRAY - 2W - STEEL - DN6 - 1/4" - WP 45 MPa / 6600 PSI

PAINTSPRAY



10.1042.

High pressure, one or two tensile aramidic braid reinforced thermoplastic paintspray hose

REFERENCE	#	inch	SAE Dash	mm	mm	MPa	PSI	MPa	PSI	MIN BEND RAD	KG
PS-03	10.1042.03	3/16"	-3	4,8	10,3	35,0	5100	140,0	20400	50	0,09
PS-04	10.1042.04	1/4"	-4	6,3	12,4	35,0	5100	140,0	20400	75	0,10
PS-06	10.1042.06	3/8"	-6	9,5	15,7	30,0	4400	120,0	17600	100	0,18
PS-08	10.1042.08	1/2"	-8	12,7	19,3	24,5	3600	98,0	14400	120	0,22

INNER TUBE: internal core in polyamide
REINFORCEMENT: 1 or 2 high tensile aramidic braid with antistatic polymeric braid
OUTER TUBE: blue pin-pricked polyurethane high abrasion resistance

SAFETY FACTOR: 4:1
APPLICATION: high pressure airless spray systems, chemical resistance to solvents and aggressive fluids

TEMPERATURE RANGE: -40°C (-40°F) +100°C (+212°F) max. temperature recommended for water base hydraulic fluids and air: +70°C (+158°C)

COUPLINGS: Balflex® 2-piece fittings serie 23 with 20 serie ferrules

BALFLEX PAINTSPRAY - DN5 - 3/16" - WP 35 MPa / 5100 PSI

BEVERAGE



10.1043.

High pressure, one synthetic fiber braid reinforced beverage dispensing hose

REFERENCE	#	inch	SAE Dash	mm	mm	MPa	PSI	MPa	PSI	MIN BEND RAD	KG
BEVIF-04	10.1043.04	1/4"	-4	6,3	12,2	21,0	3100	84,0	12400	35	0,05

INNER TUBE: thermoplastic elastomer food quality
REINFORCEMENT: 1 synthetic fiber braid

OUTER TUBE: grey color pin-pricked polyurethane
SAFETY FACTOR: 4:1

APPLICATION: designed specially for CO2 gas mixtures used in fixed and mobile beverages dispensing units. Special tube material with flavour free that eliminates contamination risks

TEMPERATURE RANGE: -40°C (-40°F) +80°C (+176°F)
COUPLINGS: Balflex® 2-piece fittings serie 23 with 20 serie ferrules

BALFLEX BEVERAGE DISPENSING - DN6 - 1/4" - WP 21 MPa / 3000 PSI









BEVERAGE



10.1044.

High pressure, one steel wire braid reinforced beverage dispensing hose

REFERENCE	#	inch	SAE Dash	 mm	 mm	 MPa	PSI	 MPa	PSI	 MIN BEND RAD mm	 KG
BEV1S-03	10.1044.03	3/16"	-3	4,8	9,7	35,0	5100	140,0	20400	40	0,07
BEV1S-04	10.1044.04	1/4"	-4	6,3	11,7	32,0	4700	128,0	18800	45	0,08

INNER TUBE: thermoplastic elastomer food quality
REINFORCEMENT: 1 steel wire braid

OUTER TUBE: grey color pin-pricked polyurethane
SAFETY FACTOR: 4:1

APPLICATION: designed specially for CO2 gas mixtures used in fixed and mobile beverages dispensing units. Special tube material with flavour free that eliminates contamination risks

TEMPERATURE RANGE: -40°C (-40°F) +80°C (+176°F)
COUPLINGS: Balflex® 2-piece fittings serie 23 with 20 serie ferrules







BALFLEX BEVERAGE DISPENSING - DN5 - 3/16" - WP 35 Mpa / 5000 PSI

BEVERAGE



10.1045.

High pressure, one aramid fiber braid reinforced beverage dispensing hose

REFERENCE	#	inch	SAE Dash	 mm	 mm	 MPa	PSI	 MPa	PSI	 MIN BEND RAD mm	 KG
BEV1A-02	10.1045.02	1/8"	-2	3,2	8,1	42,0	6100	168,0	24400	25	0,05
BEV1A-03	10.1045.03	3/16"	-3	4,8	10,3	35,0	5100	140,0	20400	25	0,07
BEV1A-04	10.1045.04	1/4"	-4	6,3	12,4	35,0	5100	140,0	20400	32	0,09

INNER TUBE: thermoplastic elastomer food quality
REINFORCEMENT: 1 aramid fiber braid

OUTER TUBE: grey color pin-pricked polyurethane
SAFETY FACTOR: 4:1

APPLICATION: designed specially for CO2 gas mixtures used in fixed and mobile beverages dispensing units. Special tube material with flavour free that eliminates contamination risks

TEMPERATURE RANGE: -40°C (-40°F) +80°C (+176°F)
COUPLINGS: Balflex® 2-piece fittings serie 23 with 20 serie ferrules







BALFLEX BEVERAGE DISPENSING - DN3 - 1/8" - WP 42 Mpa / 6000 PSI

SUPERJACK 2W



10.1046.

High pressure, double steel wire braid reinforced thermoplastic hydraulic hose

REFERENCE	#	inch	SAE Dash								
				mm	mm	MPa	PSI	MPa	PSI	mm	kg/m
JACK2W-04	10.1046.04	1/4"	-4	6,4	14,1	70,0	10000	1750,0	25000	100	0,29
JACK2W-06	10.1046.06	3/8"	-6	9,5	17,5	70,0	10000	1500,0	21750	150	0,42
JACK2W-08	10.1046.08	1/2"	-8	12,7	21,1	50,0	7250	1250,0	18125	200	0,68

INNER TUBE: seamless oil resistant thermoplastic
REINFORCEMENT: 2 high tensile steel wire braid
OUTER TUBE: orange, oil and weather resistant polyurethane

SAFETY FACTOR: 2.5:1 on 1/4" and 1/2" and 2.1:1 on 3/8" size
APPLICATION: high pressure hydraulic systems, hydraulic jacks, rescue equipments, safety equipments, earthmoving equipments and mining equipments.

TEMPERATURE RANGE: -40°C (-40°F) +100°C (+212°F) max. temperature recommended for water base hydraulic fluids and air: +70°C (+158°C)

COUPLINGS: Balflex® 2-piece fittings serie 23 with 20 serie ferrules







BALFLEX SUPERJACK - DN6 - 1/4" - WP 70 MPa / 10000 PSI

SUPERJACK ARAMID



10.1146.

High pressure, one steel wire braid and one aramidic braid reinforced thermoplastic hydraulic hose

REFERENCE	#	inch	SAE Dash								
				mm	mm	MPa	PSI	MPa	PSI	mm	kg/m
JACKSA-04	10.1146.04	1/4"	-4	6,4	14,1	70,0	10000	2800,0	40000	70	0,29
JACKSA-06	10.1146.06	3/8"	-6	9,5	17,5	70,0	10000	2800,0	40000	100	0,42
JACKSA-08	10.1146.08	1/2"	-8	12,7	22,4	70,0	10000	2800,0	40000	180	0,52

INNER TUBE: seamless oil resistant thermoplastic
REINFORCEMENT: 2 high tensile steel wire braid and 2 high tensile aramidic braid
OUTER TUBE: orange, oil and weather resistant polyurethane

SAFETY FACTOR: 4:1
APPLICATION: high pressure hydraulic systems, hydraulic jacks, rescue equipments, safety equipments, earthmoving equipments and mining equipments

TEMPERATURE RANGE: -40°C (-40°F) +100°C (+212°F) max. temperature recommended for water base hydraulic fluids and air: +70°C (+158°C)

COUPLINGS: Balflex® 2-piece fittings serie 23 with 20 serie ferrules

BALFLEX SUPERJACK - DN6 - 1/4" - WP 70 MPa / 10000 PSI



MINIBORE



10.1147.

High pressure, single aramidic braid thermoplastic hydraulic line hose

REFERENCE	#	inch	SAE Dash	mm	mm	MPa	PSI	MPa	PSI	MIN BEND RAD	KG
MICRO-1	10.1147.03	1/8"	-	3,2	6,5	25,0	3700	100,0	14800	20	0,05

INNER TUBE: thermoplastic elastomer
REINFORCEMENT: 1 aramidic fiber braid

OUTER TUBE: black color polyurethane
SAFETY FACTOR: 4:1

APPLICATION: designed specially for very high pressure mini hydraulic lines. Automotive and truck's cab lifting systems

TEMPERATURE RANGE: -40°C (-40°F) +100°C (+212°F)
COUPLINGS: Balflex® 2-piece fittings serie 05

BALFLEX MINIBORE - 1/8" - WP 25 MPa / 3600 PSI

MICROTEST



05.HH01

High pressure, single aramidic braid thermoplastic hydraulic line hose

REFERENCE	#	inch	SAE Dash	mm	mm	MPa	PSI	MPa	PSI	MIN BEND RAD	KG
MICRO-2	05.HH01	5/64"	-	2,0	5,0	63,0	9200	189,0	36800	20	0,06

INNER TUBE: thermoplastic elastomer
REINFORCEMENT: 1 aramidic fiber braid

OUTER TUBE: black color polyurethane
SAFETY FACTOR: 3:1

APPLICATION: designed specially for very high pressure mini hydraulic lines. Hydraulic lines pressure take-off

TEMPERATURE RANGE: -40°C (-40°F) +100°C (+212°F)
COUPLINGS: Balflex® 2-piece fittings serie 05

BALFLEX MICROTEST - 5/64" - WP 63 MPa / 9200 PSI